

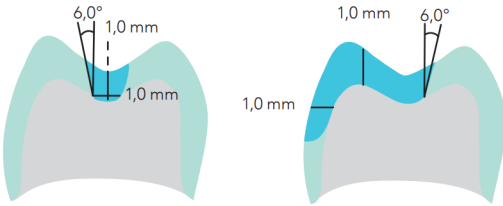
initial[™] LiSi Block

NEW & REVISED

PREPARATION GUIDELINES

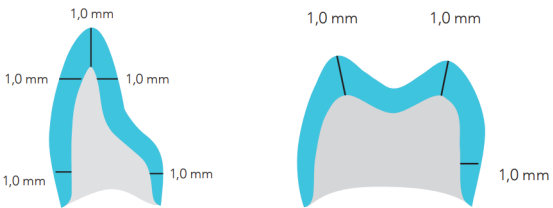


INLAYS / ONLAYS



- Cavity wall angle: 6° with long axis
- Shoulder preparation

FULL CROWNS



- Wall angle: 6~10° taper
- Deep chamfer or round chamfer preparation

Initial[™] LiSi Block offers reduced process time: no need to fire because it is fully crystallized. **Just mill, polish and place!**

CEREC software version 5.2.8.

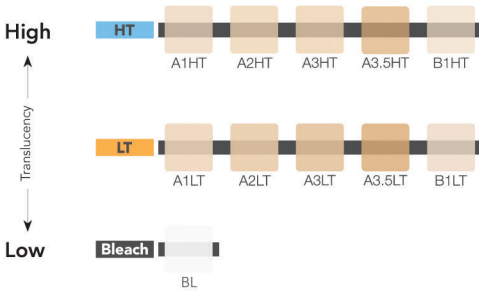
initial™ LiSi Block

NEW SHADES


NOW AVAILABLE IN A3.5 AND BLEACH SHADES



Initial™ LiSi Block is available in high translucency (HT) and low translucency (LT) and offers a natural opalescence in any light.



Scan for full brochure



GC Australasia Dental Pty Ltd
1753 Botany Road, Banksmeadow
NSW 2019, Australia

T: +61 2 9301 8200
www.gc.dental/australasia